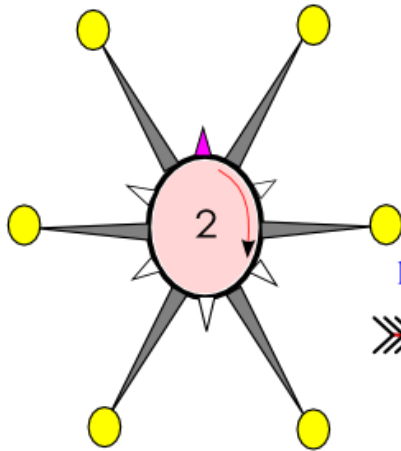


Snowflake Sparkle

© muskaan Dec 2015
www.tipsaroundthehome.blogspot.com








2 shuttles, CTM. In size 40 thread
 SH1: 2.4 yds with 18 silver beads;
 SH2: .6 yds with 6 gold beads

One pass ; climb out with mock picot
 No Reverse Work, but SS where required

For Twisted Picot tutorial :

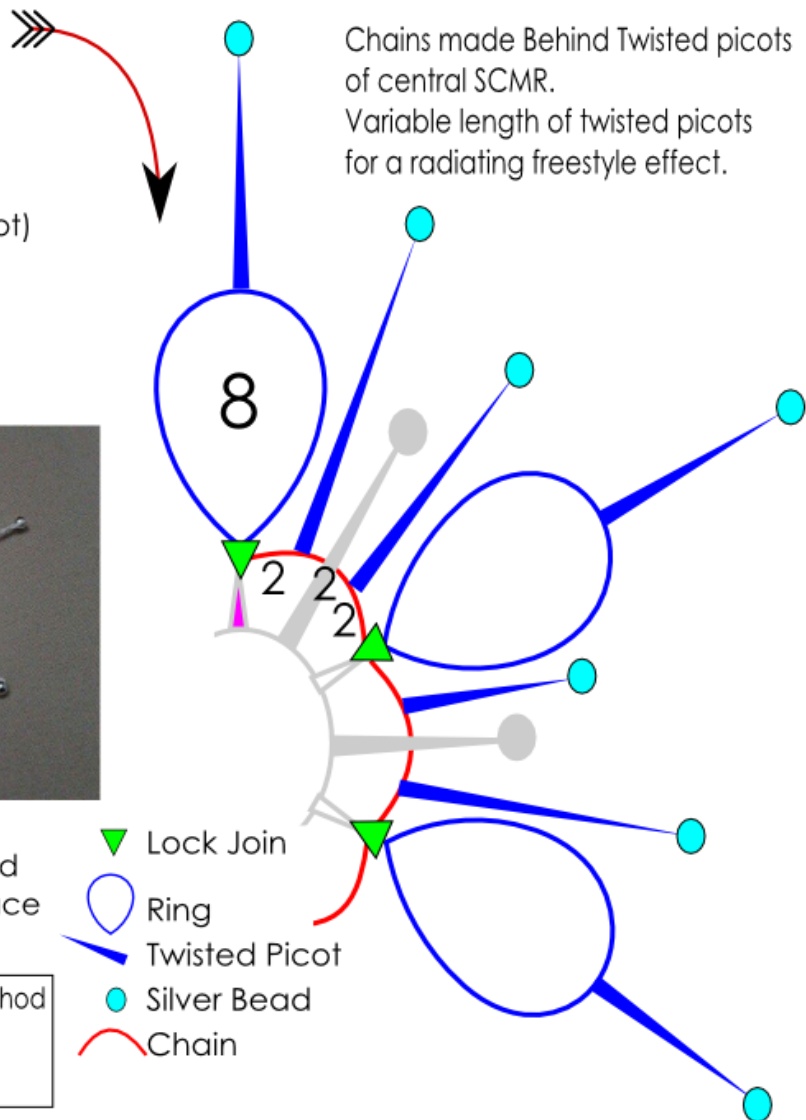
<http://tipsaroundthehome.blogspot.in/2015/12/twist-in-tail.html>

-  SCMR
-  vsp (very small picot)
-  Twisted Picot
-  Gold Bead
-  Mock Picot (vsp)



A bit of stiffening required
 if hung on tree or necklace

CTM : continuous thread method
 SS : switch shuttles
 SCMR : self closing mock ring



Chains made Behind Twisted picots
 of central SCMR.
 Variable length of twisted picots
 for a radiating freestyle effect.

-  Lock Join
-  Ring
-  Twisted Picot
-  Silver Bead
-  Chain